


# VELUX Sun Tunnel Skylights

Flat glass - TLR  
Curb-mounted - TCR  
Rigid - TMR/TGR  
Flex - TMF/TGF






**Fifth Wall Design Tip**  
 add to a rustic farmhouse look by adding natural light



**Pivoting tunnel system**  
 The adjustable pitch adapter makes tunnel installation easier while enabling more light to be captured.



**Flexi Loc™ system**  
 A tunnel connection system that reduces tunnel installation time in half. Integrates highly reflective tunnels that deliver quality daylight into the space below.



**Diffuser options**  
 1. Frosted diffuser (standard)  
 2. Prismatic diffuser (optional)  
 3. Fresnel diffuser (optional)



# VELUX Sun Tunnel Skylights

Flat glass - TLR  
Curb-metal flashing - TCR




Flat glass - TLR




Curb-metal flashing - TCR

## Benefits:

- Low-profile glass design creates sleek appearance on any roofline.
- Perfect for developments where local ordinances do not allow acrylic dome tubular skylights.
- Available in 14-in. rigid only.
- Prefabricated light tunnel makes it easy to install.
- One piece metal curb-mounted flashing.
- Low-profile dome - acrylic or polycarbonate.
- Pivoting tunnel system.

Model TLR	 14° - 60° 3:12 - 20:12	014
Outside flashing	in.	25 3/8 x 30 1/2
Rough opening (ceiling)	in.	14 1/2
Rough opening (roof deck)	in.	14 1/2 x 17 3/4
Daylight area	sq. in.	138
Net wt (w/ acrylic)	lbs.	29
Standard tubing kit length	in.	48
Maximum recommended install length & orientation dependent	ft.	30

Model TCR	 0° - 60° 0:12 - 20:12	014
Outside flashing	in.	20 7/8 x 20 7/8
Rough opening (ceiling)	in.	14 1/2
Rough opening (roof deck)	in.	16 3/4 x 16 3/4
Daylight area	sq. in.	138
Net wt (w/ acrylic)	lbs.	29
Standard tubing kit length	in.	48
Maximum recommended install length	ft.	30

# VELUX Sun Tunnel Skylights

Rigid pitched - TMR  
Rigid low profile - TGR





Rigid pitched - TMR





Rigid low profile - TGR

- Pitched flashing provides optimum angle for gathering light from all roof orientations.
- Tile flashing kit available.
- Impact models available for hurricane prone areas.
- 99.9% silver reflective layer with a 20-year tunnel warranty, total reflectance 99%.

- Low-profile flashing provides an integrated look with the roofline.
- Impact models available for hurricane prone areas.
- 99.9% silver reflective layer with a 20-year tunnel warranty, total reflectance 99%.

Model TMR	 14° - 60° 3:12 - 20:12		
		010	014
Outside flashing	in.	27 x 27	29 x 30 1/2
Rough opening (ceiling)	in.	10 1/2	14 1/2
Rough opening (roof deck)	in.	14 1/2 x 16	14 1/2 x 20
Daylight area	sq. in.	65	138
Net wt (w/ acrylic)	lbs.	20	29
Standard tubing kit length	in.	48*	48*
Maximum recommended install length	ft.	20	30

Model TGR	 14° - 60° 3:12 - 20:12		
		010	014
Outside flashing	in.	24 3/4 x 24 3/4	29 x 29
Rough opening (ceiling)	in.	10 1/2	14 1/2
Rough opening (roof deck)	in.	14 1/2 x 14 1/2	14 1/2 x 18
Daylight area	sq. in.	65	138
Net wt (w/ acrylic)	lbs.	20	29
Standard tubing kit length	in.	48*	48*
Maximum recommended install length & orientation dependent	ft.	20	30

\*Subtract approximately 6" for flashing when comparing to attic depth at point of installation.

# VELUX Sun Tunnel Skylights

Flex pitched - TMF  
Flex low profile - TGF




Flex pitched - TMF




Flex low profile - TGF

## Benefits:

- Pitched flashing provides optimum angle for gathering light from all roof directions.
- Tile flashing available.
- Impact models available for hurricane prone areas.
- Low-profile flashing provides an integrated look with the roofline.
- Pivoting tunnel system and flexible tunnel for a quick and easy installation.
- Impact models available for hurricane prone areas.

Model TMF	 14° - 60° 3:12 - 20:12	● 014
Outside flashing	in.	29 x 30 1/2
Rough opening (ceiling)	in.	14 1/2
Rough opening (roof deck)	in.	14 1/2 x 20
Daylight area	sq. in.	138
Net wt (w/ acrylic)	lbs.	26
Standard tubing kit length	in.	96
Maximum recommended install length	ft.	8

Model TGF	 14° - 60° 3:12 - 20:12	● 014	● 022
Outside flashing	in.	29 x 29	37 x 37
Rough opening (ceiling)	in.	14 1/2	22 1/2
Rough opening (roof deck)	in.	14 1/2 x 18	22 1/2 x 26
Daylight area	sq. in.	138	314
Net wt (w/ acrylic)	lbs.	24	36
Standard tubing kit length	in.	96	96
Maximum recommended install length	ft.	8	12



**Fifth Wall  
Design Tip**

paint shiplap to  
create a vintage  
appearance



# Accessories

## Sun Tunnel accessories

### Energy Kit (ZTC 0041US)



Designed to increase the energy efficiency of the VELUX Sun Tunnel Skylight while enabling it to be ENERGY STAR® certified.

### Daylight Controller (ZTP) Power Supply for Controller (ZZZ 233)



Allows the user to control the amount of daylight that enters a room. Perfect for rooms that require room darkening.



Power supply for VELUX Sun Tunnel Skylight light control devices.

### VELUX ZTL Electric Light Kit (ZTL)



UL-approved, tubular light fixture that uses an energy efficient GU24 bulb base. Capable of accepting compact fluorescent bulbs or LED bulbs.

**Available for all models.**



### ZTK Blackout Shade



Manually block the light coming through the Sun Tunnel Skylight in seconds with a manual blackout blind.



Available for the 10" and 14" Sun Tunnel Skylights

### Tile Flashing for 10" and 14" Pitched Sun Tunnel Skylights (ZTM)



Tile flashing accessory for pitched Sun Tunnel Skylights. Engineered with a painted, malleable aluminum water diverting sheet.

### Tile Flashing for 10" & 14" Curb-mounted Sun Tunnel Skylights (ECW)



A pliable, pleated, and proven curb-mounted tile flashing system for VELUX curb-mounted Sun Tunnel Skylights. Engineered flashing designed for tile roofing material.

## Elbows (ZTE)

---



A durable and easy to operate elbow that can be used at the top, bottom, or middle of your installation. Multiple elbows can be joined together with rotating couplers to form a 90° bend or any other configuration needed to maneuver around obstacles. Length 15"

## Rotating Coupler (ZTZ 211)

---



Easy to install tunnel and elbow coupler that enables quick tunnel connections. Rotating joint helps align tunnel sections.

## Rigid Tube (ZTR)

---



24" Tunnel sections manufactured with the Flexi Loc™ tunnel connector system reduces tunnel installation time in half while delivering the highest quality daylight into the space below.

## Exterior Fire Band (ZZZ 192)

---



Fire band provides the dome edge protection needed for installation on Class B and C rated roofs.

## Decorative Diffuser (ZTB)

---



Ceiling level decorative diffuser that transforms daylight into an attractive style to compliment any décor.

Available for  
10" and 14"



*Brushed nickel*  
ZTB 3021US



*Polished brass*  
ZTB 3022US



*Oil rubbed bronze*  
ZTB 3023US



*White*  
ZTB 3020US