



Builders Vinyl

Window & Patio Door Features

Double-Hung | Single-Hung | Sliding | Fixed, Radius & Geometric Sliding | Patio Doors



BASICS DONE BETTER

We understand the basics and we do them right. That's why the window choices you make today will still be satisfying years from now. JELD-WEN Builders Vinyl windows and patio doors are durable, energy efficient and attractive. They're made of high-quality extruded vinyl that resists fading and won't chip or peel, so they're virtually maintenance-free.

Also, most JELD-WEN windows and patio doors with Low-E glass are ENERGY STAR® qualified to provide increased comfort and decreased household energy bills.



Each Builders Vinyl window and patio door is backed by an industry-leading lifetime warranty that is transferable for 10 years. To view the complete warranty, see page 33.

This catalog includes comprehensive information about features and specifications. For installation and care and maintenance instructions, visit www.jeld-wen.com/resources.



LIFETIME
LIMITED
WARRANTY

Each one of our windows and patio doors is built to last. We prove this by supporting our Builders Vinyl product with our lifetime limited warranty.

To view the complete warranty, see page 33.





Table of Contents

Window Features	6	Single-Hung Windows	21
Performance Glass Options	8	Double-Hung Windows.....	23
Textured & Tinted Glass.....	10	Sliding Windows	25
Window Opening Control Device.....	11	Fixed, Radius & Geometric Windows.....	27
Decorative Grilles	13	Sliding Patio Doors	29
Styles & Configurations.....	15	Bay Windows	31
Installation & Sill Drainage	17	Warranty	33
Anatomy of a Window.....	19	About JELD-WEN®.....	35

INTERIOR

Interior Finishes

Style Cam-Lock



Style Cam-Lock Finishes*



Chestnut
Bronze

Antique
Brass

Brushed
Chrome

Polished
Brass

White

Desert
Sand

WEN-LOCK®



WEN-LOCK® Finishes*



White

Desert
Sand

The WEN-LOCK is our exclusive automatic locking system, which is available on our single-hung and sliding windows. It features a slim profile that's easy to engage, as well as a tamper-resistant design. In fact, this lock has passed all forced-entry resistance tests. It also has a visible latch indicator (VLI) that lets you know if the window is locked. The VLI can be seen only from indoors.



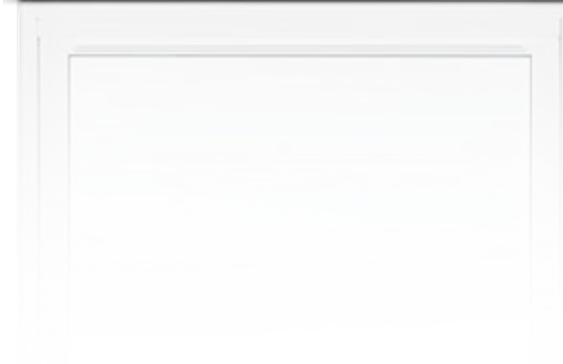
ADA-compliant WEN-LOCK option also available.



Optional Secondary Stops**

Popular flip-out vent stops limit sash opening to 4 inches, providing fractional ventilation on double-hung, single-hung and sliding windows.

A nylon lever and housing allow quick and easy release when the vent stop flips open. When not needed the lever closes easily with the push of a finger.



**Actual colors may vary from the samples displayed and are subject to regional availability. Check with your dealer for details.*

***Secondary stops are not a locking feature. Note: All options are subject to regional availability.*

Contact your local JELD-WEN dealer for more information.

EXTERIOR

Frame Options



Flush Fin



Integral Nailing Fin



Pocket / Block Frame

Pocket frame available with slope sill adapter, head expander and perimeter foam insulation wrap.

Vinyl Colors*



White



Desert Sand



Almond**

*Actual colors may vary from samples displayed.

**Subject to regional availability.



PERFORMANCE GLASS OPTIONS



Neat® Glass

With this glass option you gain natural cleaning convenience. By harnessing the sun's UV rays (even when the sky is cloudy) to loosen dirt from the glass, rainwater can easily rinse away grime. No manual activation is required. For more information, visit www.jeld-wen.com.

Tempered Glass

When glass is heat-treated during manufacturing, it is provided with extra strength, enabling it to withstand abnormal force or pressure on its surface—it will not break into sharp pieces. Local codes often require tempered glass to be used in all windows that are close to the floor or near doors, bathtubs or showers.

Laminated Glass

Laminated glass consists of panes of glass with an invisible interlayer, sandwiched together to create an extremely sturdy glass unit. This provides increased protection for home safety and from incidental impact; it also provides an improved barrier against sound and harmful UV rays.

ENERGY STAR®



Many JELD-WEN windows and doors are ENERGY STAR® qualified. Homeowners can save energy – and money – by replacing old windows with ENERGY STAR qualified windows and pay a 7-15 percent lower household energy bill. Lower energy consumption also reduces greenhouse gas emissions from power plants and shrinks a house's carbon footprint. JELD-WEN has been an ENERGY STAR partner since 1998.



Sound Performance

Your home should be a place where you can escape the sometimes hectic and noisy environments of modern living. For that reason, sound reduction is a major consideration when we design our products.

JELD-WEN vinyl windows are a vast improvement over single-pane windows that are found in many homes today.

The same qualities that make our products energy efficient, such as frame designs, enhanced weatherstripping and glazing, make them sound efficient as well.




ENERGY SAVING GLASS OPTIONS

Clear Insulating Glass

This glass consists of a sealed airspace sandwiched between two panes of glass. The perimeter of the unit is also sealed. This option offers maximum visible light transmittance and superb energy efficiency in most climates.

Intercept®
Spacer



Energy Saver® Plus—REDUCE HEAT LOSS UP TO 40%

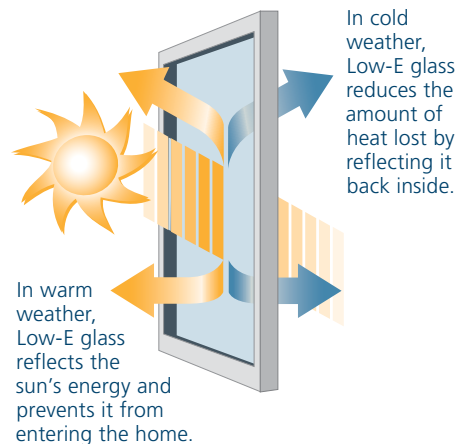
The best value in insulating glass, Energy Saver Plus includes, argon gas for improved thermal performance and LoE³-366 glass. With triple layers of Low-E coating, LoE³-366 helps you save energy through improved thermal performance, reduces solar heat gain and helps protect interior furnishings from fading. Energy Saver Plus reduces heat loss by 40% compared to clear insulating glass.

Low-E & LoE³-366 Insulating Glass

High-performance Low-E insulating glass comes standard and helps lower energy costs, allows homes to stay cooler in the summer and warmer in the winter, prevents fading of interior furnishings, and reduces condensation. It also delivers greater visible light transmittance than tinted glass. We also offer optional LoE³-366, which provides even more protection against heat loss and fading, as well as greater energy savings.

Most windows and patio doors with Low-E glass are ENERGY STAR® qualified. ENERGY STAR products help Americans save energy, save money and reduce their carbon footprints. ENERGY STAR criteria for windows are based on the U-factor and Solar Heat Gain Coefficient (SHGC) combinations that provide significant energy efficiency for a given climate zone. It's easy! Just tell your JELD-WEN dealer you want JELD-WEN windows that are ENERGY STAR qualified for your climate zone.

For more information, visit www.jeld-wen.com/energyefficiency.



Intercept®
Spacer



Energy Saver®—REDUCE HEAT LOSS UP TO 30%

Offering the most cost-efficient energy upgrade, the Energy Saver package includes upgrades from clear to Low-E glass and argon gas for improved thermal performance. Energy Saver reduces heat loss by 30% compared to clear insulating glass.

REDUCE GLARE, ENSURE YOUR PRIVACY

Textured Glass*

Let light in while maintaining privacy with textured glass. We offer a wide range of textures to meet your aesthetic preferences. Four of our most popular choices are shown below.



Glue Chip



Obscure



Reed



Rain

**Textures shown may not match exact finish*

Tinted Glass

Tinted glass reduces glare, and is ideal for areas that get a lot of direct sunlight in the summer.

Below are our most popular options.



Gray



Bronze

Coated Glass: Low-E and LoE³-366 Insulated Glass

Our standard high-performance Low-E insulated glass lowers energy costs, helps homes stay cooler in the summer and warmer in the winter, prevents fading of interior furnishings, and reduces condensation. We also offer optional LoE³-366, which provides more protection against solar heat gain and fading, as well as greater energy savings.



Low-E



LoE³-366

WINDOW OPENING CONTROL DEVICE

JELD-WEN® WOCD Meets ASTM F2090-10 Standard

Windows add so much to our daily lives - daylight, ventilation and views. They can also be necessary for emergency escape and rescue, so the building codes in your area may require certain windows to fully open. This means homeowners should take measures to prevent window falls. Factory-installed Window Opening Control Devices (WOCD) from JELD-WEN are designed to meet the ASTM F2090-10 standard intended to help prevent accidental falls from windows by children five years of age and younger. A WOCD automatically limits the sash opening to less than 4 inches, unless it is deliberately disengaged, allowing the sash to fully open. The streamlined design of the JELD-WEN WOCD won't obstruct views and preserves the beautiful appearance of your windows, unlike many after-market window guards. Factory-installed WOCDs can be ordered on the double-hung, single-hung, sliding and casement windows.


Double-Hung and Single-Hung WOCD



Window in closed position



Interior View. WOCD limits the sash opening to less than 4 inches



Features & Benefits

- » Streamlined design won't obstruct views like many after-market options
- » Automatically limits sash opening to less than 4 inches
- » Manual override for full operation and for emergency escape and rescue
- » Device automatically resets by closing the window
- » Meets the ASTM F2090-10 standard
- » Potential alternative to minimum sill height requirement (consult local building codes)




DECORATIVE GRILLES

Grilles Between the Glass (GBG)

With grilles between the glass, you'll enjoy the look of divided lites without any upkeep because they are placed between the two panes of insulating glass. Available in contour or flat in any of the sizes shown below.

Simulated Divided Lites (SDL)

For a true "paned" window look, our simulated divided lites feature bars that are permanently adhered to both the interior and exterior glass; an optional shadow bar between the panes of glass is also available. Simulated divided lites are available in 7/8" contour slim profile.



Contour (Actual Size)



5/8"



7/8"



1"

Flat (Actual Size)



5/8"



7/8"

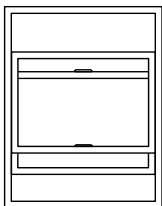
*Available as GBG, or SDL



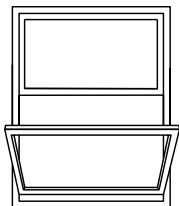
STYLES & CONFIGURATIONS



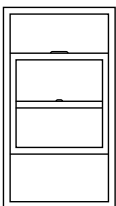
Window & Patio Door Styles



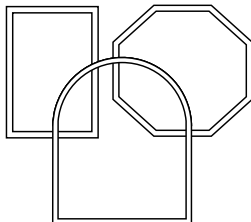
Double-Hung



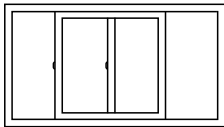
Single-Hung Tilt




Single-Hung Side Load




Fixed, Radius & Geometric



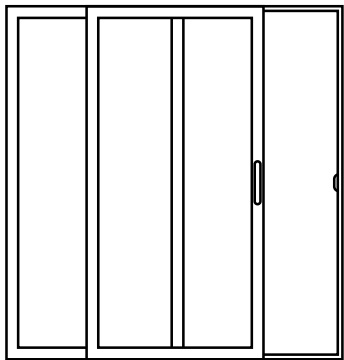
Sliding



Bay



Garden



Sliding Patio Door



PROPER INSTALLATION

Install With Ease

Our Builders Vinyl windows and patio doors are designed to be particularly easy to install in many applications. From new or remodeled residential homes to light construction projects, our products have been tested to meet rating requirements up to DP 50 for light commercial buildings.



Simplify Install with a High Performance System

With a constant focus on quality, we understand the importance of a proper install to protect against air and water. That's why JELD-WEN proudly recommends the OSI® QUAD® Window & Door System for installing our windows and doors.



- 15 Year Installation Warranty -
\$10,000/dwelling for New Construction
with a Certified Installer



OSI® QUAD® Window & Door System

OSI® QUAD® MAX

3-in-1 Sealant – Exterior, Interior, Bedding

OSI® QUAD® FOAM

Low Pressure, Closed Cell Installation Foam

Flashing Tape

Vapor non-permeable flashing membrane

For complete instructions, see installation insert included with product, or visit www.jeld-wen.com.



ANATOMY OF A JELD-WEN WINDOW



ANATOMY OF A VINYL WINDOW

1. Head
2. Simulated Divided Lite (SDL)
3. Glazing/glass
4. Sash
5. Side jamb
6. Stile
7. Rail
8. Sill

The window frame consists of the head, jamb, side jamb and sill

LIFETIME
LIMITED
WARRANTY

Each one of our windows and patio doors is built to last. We prove this by supporting each product with our lifetime limited warranty.

To view the complete warranty, see page 33.



SINGLE-HUNG TILT-SASH & SIDE-LOAD



Single-Hung Tilt-Sash



Single-Hung Side-Load



WEN-LOCK®

1

These one-touch lock styles lock automatically and create an audible click. The integrated, ergonomic pull handle makes it easy to unlock and open the window in one intuitive movement.



Style Cam-Lock

2

Side-Load (Western US) This type of window has a stationary top lite and a bottom sash that slides vertically. The bottom sash may be removed, allowing the homeowner to easily clean their windows.

Tilt-Sash (Eastern US) Each of our single-hung tilt-sash windows includes a stationary top lite and a bottom sash that slides vertically. The ability to tilt the bottom sash in makes cleaning this window particularly easy.

Hardware Finishes



White



Desert Sand



Chestnut Bronze



Brushed Chrome



Polished Brass



Antique Brass

Available on the WEN-LOCK® and Style Cam-Lock

Available on the Style Cam-Lock

Vinyl Colors



White



Desert Sand



Almond*

EverTone™ Exterior Colors



Chestnut Bronze**



Dark Chocolate**

Actual colors may differ from the samples displayed. *Subject to regional availability. **Available with White interior only.



DOUBLE-HUNG TILT-SASH WINDOWS



Double-Hung Tilt-Sash



Double-Hung Tilt-Sash



Style Cam-Lock

A double-hung window features an upper and a lower sash that slide vertically past each other in a single frame. Both sashes tilt in for convenient cleaning. In addition, our double-hung windows can be paired with fixed, radius and geometric windows.

Hardware Finishes



White



Desert Sand



Chestnut Bronze



Brushed Chrome



Polished Brass



Antique Brass

Vinyl Colors



White



Desert Sand



Almond*

EverTone™ Exterior Colors



Chestnut Bronze**



Dark Chocolate**

Actual colors may differ from the samples displayed. *Subject to regional availability. **Available with White interior only.



SLIDING WINDOWS



WEN-LOCK® 1

These one-touch lock styles lock automatically and create an audible click. The integrated, ergonomic pull handle makes it easy to unlock and open the window in one intuitive movement.



Style Cam-Lock 2

Sliding windows are composed of two sashes each – one that's stationary and one that slides to the left or right on tracks. The operating sash can be removed to make cleaning a snap.

Hardware Finishes



White



Desert Sand



Chestnut Bronze



Brushed Chrome



Polished Brass



Antique Brass

Available on the WEN-LOCK® and Style Cam-Lock

Available on the Style Cam-Lock

Vinyl Colors



White



Desert Sand



Almond*

EverTone™ Exterior Colors



Chestnut Bronze**




Dark Chocolate**

Actual colors may differ from the samples displayed. *Subject to regional availability. **Available with White interior only.



FIXED, RADIUS & GEOMETRIC WINDOWS



Our fixed, radius and geometric windows come in a wide variety of shapes, with either curved or straight frames. We design them to be used as freestanding units or in combination with other vinyl windows and patio doors. Additionally, we offer fixed, radius and geometric styles with thicker frames to be used exclusively with double-hung windows.

Vinyl Colors



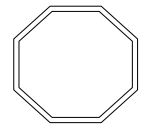
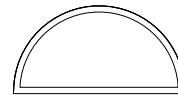

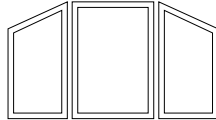
White



Desert Sand



Almond*



Available in these configurations and many more.

EverTone™ Exterior Colors



Chestnut Bronze**




Dark Chocolate**

Actual colors may differ from the samples displayed. *Subject to regional availability. **Available with White interior only.



SLIDING PATIO DOORS

Pet Panel Option Available



Visit jeld-wen.com or see your local dealer for more information



Optional ADA Compliant patio door hardware



Optional Blinds Between the Glass†



Optional Retractable Screens



Adjustable Stainless Steel Rollers

This type of patio door opens by sliding along horizontal stainless steel tracks at the head and sill; adjustable metal rollers ensure easy operation. Our sliding patio doors are fully assembled with either a right or left operating panel.

†Available with or without Low-E glass.

Hardware Finishes



White



Desert Sand



White



Desert Sand



Almond*

Vinyl Colors

EverTone™ Exterior Colors



Chestnut Bronze**



Dark Chocolate**

Actual colors may differ from the samples displayed. *Subject to regional availability. **Available with White interior only.



BAY WINDOWS



Think outside the box. With bay windows, you can add a new dimension to your living space. Bay windows open up a space and can provide a shelf for plants or decorations. All bay windows come with head and seat boards and support systems for reliable installation.

Hardware Finishes



White



Desert Sand



Chestnut Bronze



Brushed Chrome



Polished Brass



Antique Brass

Vinyl Colors



White



Desert Sand



Almond*

EverTone™ Exterior Colors



Chestnut Bronze**



Dark Chocolate**

*Actual colors may differ from the samples displayed. Hardware applies to casement, single - and double-hung configurations only. *Subject to regional availability. **Available with White interior only.*

For life's mishaps, JELD-WEN has you covered.

Accidental Glass Breakage: On our Bravo, Primo and Ipex Replacement window and patio door product lines, and on any other vinyl products ordered with the "RS" glass package, our standard component warranty (Owner-Occupied or Commercial) will extend to accidental glass breakage.

This coverage does not apply to damage attributable to acts of nature (e.g. fire, hurricane, etc.), civil disorder, building settling, structural failures of walls or foundations or improper installation, construction job-site mishaps, storage, or handling.

Special glazings and ImpactGard® glass are not covered by this glass breakage warranty.



JELD-WEN® VINYL WINDOW & PATIO DOOR LIMITED WARRANTY

OUR WARRANTY TO YOU...

JELD-WEN® Products¹ are designed to create lasting value for your home. This warranty is effective for all JELD-WEN vinyl Products (except United Collection products) manufactured on or after **July 1, 2010** for use in the United States and Canada. Any previous warranties will continue to apply to products manufactured by JELD-WEN prior to this date. For additional information, including care and maintenance instructions, installation instructions, and previous warranties, refer to www.jeld-wen.com or www.jeld-wen.ca.

What this warranty COVERS

Except as set forth in the Special Coverages section below, we warrant that if your JELD-WEN Product exhibits a defect in material or workmanship within the time periods from the date of manufacture as specified below, we will, at our option, repair, replace or refund the purchase price of the Product or component part. Skilled labor² (where deemed necessary by us) to repair or replace any component is provided for **two (2)** years from the date of manufacture.

Owner-Occupied Single-Family Residence

Lifetime Warranty

We warrant our Products to the original owner of the owner-occupied single-family residence in which they are initially installed **for as long as you own and occupy your residence**.

Transferability

The Owner-Occupied Single-Family Residence warranty is transferable as follows. In the event you sell your residence or it becomes occupied by other than the original owner, the warranty is **ten (10)** years from the date of manufacture.

Commercial Ten Year Warranty

(Other than Owner-Occupied Single-Family Residence)

We warrant our Products for a period of **ten (10)** years from the date of manufacture.

Transferability

The Commercial warranty is transferable as follows. In the event you sell the building, this warranty is transferable to subsequent owners.

Special Coverages (Applies to both Owner-Occupied and Commercial)

The following special coverages include **free** replacement parts.

ImpactGard® Glass: We warrant each ImpactGard glass unit for **ten (10)** years.

Special Glazings (including laminate glass units other than ImpactGard): We warrant special glazings (including glass options not listed in our product literature e.g., leaded or decorative glass) for **five (5)** years.

Blinds/Shades Between the Glass: We warrant the insulated glass unit (including the seal), the external control mechanism, and the operation of the shade/blind for **ten (10)** years.

Triple-Glazed Products: We warrant triple-glazed insulated glass units for **twenty (20)** years.

Spontaneous Glass Breakage: We warrant sealed glass units installed in windows and patio doors (excluding laminated glass, and special glazings) for spontaneous breakage for **one (1)** year (to include free replacement glass and skilled labor² necessary to replace the glass for **one (1)** year. Spontaneous breakage occurs when the glass develops a crack without sign of impact.

Retractable Screens: We warrant retractable roll screens for **five (5)** years.

Colored Exterior and Laminated Interior: We warrant that our factory-applied painted exterior color and factory-applied laminate interior finishes will not peel, blister, or flake for **ten (10)** years. Our applied exterior color will not exhibit excessive color change³ for **ten (10)** years. Note: this coverage does not extend to discoloration, polish, surface damage, or alteration caused by the use of natural or chemical solvents or an environmental factor causing such damage.

Accidental Screen Damage: On our Bravo, Primo and Ipex Replacement window and patio door product lines, our standard component warranty (Owner-Occupied or Commercial) will extend to screen damage unless the damage is attributable to acts of nature (e.g. fire, hurricane, etc.), civil disorder, building settling, structural failures of walls or foundations or improper installation, construction job-site mishaps, storage, or handling.

Accidental Glass Breakage: On our Bravo, Primo and Ipex Replacement window and patio door product lines, and on any other vinyl Products ordered with the "RS" glass package, our standard component warranty (Owner-Occupied or Commercial) will extend to accidental glass breakage. This coverage does not apply to damage attributable to acts of nature (e.g. fire, hurricane, etc.), civil disorder, building settling, structural failures of walls or foundations or improper installation, construction job-site mishaps, storage, or handling. Special glazings and ImpactGard glass are not covered by this glass breakage warranty.

How To Get Assistance

If you have a problem with your JELD-WEN Product, contact the dealer/distributor or contractor from whom you purchased your product or contact us directly:

In the United States:

Mail: JELD-WEN Customer Care
Attn: Vinyl Warranty Claims
P.O. Box 1329, Klamath Falls, OR 97601
Phone: 888-JWHelpU (888-594-3578)
Fax: 800-436-5954
Email: CustomerServiceAgents@jeld-wen.com

In Eastern Canada:

Mail: JELD-WEN Service Department
90, rue Industrielle
Saint-Appollinaire, Quebec, Canada GOS 2E0
Phone: 800-463-1930
Fax: 888-998-1599

In Western Canada:

Mail: JELD-WEN Service Department
550 Munroe Avenue
Winnipeg, Manitoba, Canada R2K 4H3
Phone: 888-945-5627
204-668-8230
Fax: 204-663-1072
Email: wpgservice@jeld-wen.com

We can respond quickly and efficiently if you provide the following: a) product identification (from the original order/invoice, spacer code, permanent label, or the window identification number found on corner of glass), b) how to contact you, c) the address where the product can be inspected, and d) a description of the apparent problem and the product (photographs are helpful).

What We Will Do

Upon receiving your notification, we will send out an acknowledgement, usually within three business days. We will investigate your claim and will begin to take appropriate action within 30 days after notification. If it is determined that the Product does not have a defect covered by the labor warranty, we may charge an inspection fee for any onsite inspection that is required or requested by you. Because manufacturing materials and techniques can change, replacement part(s) may not be an aesthetic match to the original. Replacement components/products are warranted for the balance of the original product warranty or 90 days, whichever is longer. If we determine we are unable to provide replacement parts and repair is not practicable or cannot be made timely, then we will refund the unit/component purchase price.

Continued on next page

What This Warranty Does NOT Cover

JELD-WEN is not liable for:

- Normal wear and tear; natural weathering of surfaces.
- Normal wear and tear to hardware and naturally occurring changes to hardware finishes (e.g., corrosion or tarnishing).
- Damage caused by chemicals (e.g. brick wash) or a harsh environment (e.g., salt spray or airborne pollutants).
- Product failure due to misuse or abuse; damage caused by failure to provide maintenance, by alteration or modification to the window (e.g. customer applied tints or films, paint finishes, security systems), or as a result of any cause beyond the control of JELD-WEN (e.g. fire, flood, earthquake, other acts of nature, and acts of third parties outside of our reasonable control).
- Glass breakage (except as specifically covered above).
- Slight imperfections or wavy distortions in the glass that don't impair structural integrity. Note: wavy distortions in the glass (e.g. related to laminate interlayer or heat strengthening of glass) are not considered a defect. Slight color variations in glass are not considered a defect.
- Improper installation not in conformance with JELD-WEN installation instructions (note: see www.jeld-wen.com for current installation instructions); operational problems and problems related to water and/or air infiltration/leaking as a result of improper installation or flaws in building design or construction.
- Damage or poor product performance resulting from installation into a condition that exceeds product design standards and/or certified performance specifications and/or is not in compliance with building codes.
- Damage caused by extreme artificial temperature buildup or exposure (e.g., where storm doors/windows are present).
- Product or component performance decline due to aging, inert gas dissipation, natural processes or failure to provide proper maintenance. Note: Other than inert gas loss due to seal failure, the migration of an inert gas, such as argon, is a natural process that occurs over time and is not a defect.
- Screen damage due to normal wear and tear, misuse, abuse, or insect or animal activity (except as specifically covered above).
- Condensation or damage as a result of condensation (Note: unless due to insulating glass failure, most condensation problems are related to excessive humidity levels in a structure. Contact a heating/air conditioning specialist for help).
- Labor and materials for repainting or refinishing activities or the removal or disposal of defective product(s); labor exceeding the time periods specified above.
- Incidental or consequential damage. Some states do not allow the exclusion or limitation of incidental or consequential damages, so this may not apply to you.

Important Legal Information

This Limited Warranty document sets forth our maximum liability for our products. We shall not be liable for special, indirect, consequential, or incidental damages. Your sole and exclusive remedy with respect to any and all losses or damages resulting from any cause whatsoever shall be as specified above. We make no other warranty or guarantee, either express or implied, including implied warranties of merchantability and fitness for a particular purpose to the original purchaser or to any subsequent user of the product, except as expressly contained herein. In the event state or provincial law precludes exclusion or limitation of implied warranties, the duration of any such warranties shall be no longer than, and the time and manner of presenting any claim thereon shall be the same as, that provided in the express warranty stated herein. This Limited Warranty document gives you specific legal rights, and you may have other rights that vary from state/province to state/province.

No distributor, dealer or representative of JELD-WEN has the authority to change, modify or expand this warranty. The original purchaser of this Product acknowledges that they have read this warranty, understand it and are bound by its terms and agrees to provide this warranty to the original owner of the structure into which the Product is installed.

¹ "JELD-WEN Products" shall refer to vinyl window and patio door products (except United Collection products) manufactured in the United States and/or Canada and marketed under the JELD-WEN brand name for use in the United States and/or Canada. See our separate United Collection warranty, or our Export Warranty for applicable coverage on products used outside the United States and Canada.

² "Skilled labor" refers to tasks where specialized technical knowledge, experience, methods or tools are required to properly identify, diagnose and/or correct product-related problems.

³ Fading or changing in color of the applied exterior color finish is not a defect unless it exceeds five (5) E units, calculated in accordance with ASTM D2244, paragraph 6.2. Color change shall be measured on an exposed colored surface that has been cleaned of soils, and the corresponding values measured on the original or unexposed colored surface. Fading or color changes may not be uniform if the surfaces are not equally exposed to the sun and elements. If the above ASTM standards change, the standard in effect at the time of purchase applies. As an option to replacement, we may choose to refinish the product.

© 2010, JELD-WEN, inc. | JELD-WEN and ImpactGard are registered trademarks of JELD-WEN, inc., OREGON, USA.



ABOUT JELD-WEN



Since 1960, when JELD-WEN began with one Oregon millwork plant, we've been dedicated to crafting windows and doors that enhance the beauty and functionality of your home. Today we continue that tradition with products that are durable, energy efficient, and worry-free. Our extensive product offering is available globally through multiple distribution channels, including retail home centers, wholesale distributors and building products dealers.

We strive to conduct our business with the highest ethical standards. That includes providing our customers with superior products, establishing solid relationships in the communities where we live and work, and conserving valuable resources.

JELD-WEN's goal is to be the industry leader in environmentally responsible practices and to conduct our business in a manner that demonstrates environmental stewardship. At JELD-WEN, we believe that a healthy environment and healthy business practices go hand in hand.




The JELD-WEN website is your ultimate resource for learning about our reliable windows and doors. It has all the product information and design advice you need. Visit us at jeld-wen.com today.



Official window and door provider of Major League Soccer



JELD-WEN is proud to support a better way to build



Made in the USA

© 2014, 2013, JELD-WEN, inc. This publication and its contents are owned by JELD-WEN, inc. and are protected under the U.S. Copyright Act and other intellectual property laws. All trademarks, service marks, logos, and the like (whether registered or unregistered) are owned or controlled by JELD-WEN, inc. or others. Unauthorized use or duplication of JELD-WEN intellectual property is prohibited. JELD-WEN reserves the right to change product specifications without notice. Please check our website, jeld-wen.com, for current information.

11-562 05/14 (05/14 HPS 10M)